



ACHARYA GIRISH CHANDRA BOSE COLLEGE

(Formerly Bangabasi College of Commerce)
35, RAJKUMAR CHAKRABORTY SARANI (Scott Lane), KOLKATA - 700 009
Phone : 2352-7741 & 2352-5388 (Principal), (033) 2350-1426 (Office)
e-mail : principal@agcbosecollege.org ■ office201@agcbosecollege.org
website : www.agcbosecollege.org



Criterion - II : Teaching Learning & Evaluation


2.7.1 : Students Satisfaction Survey (SSS) (2020-21)

For the AQAR(2020-21), the students satisfaction survey (SSS) was conducted by a feedback form for the final semester students through the college website. The questionnaire has been framed based on NAAC guidelines. Students have rated their responses in a scale of 0 to 4(5 point scale). The feedback forms were placed in the IQAC meeting for its analysis and preparation for a report based on it. The report was discussed at length and proposed for action in few areas. The details report was displayed in the college website.

ACTION TAKEN REPORT :

1	It was identified that approximately 18% students did not find the Institute's role quite satisfactory in promoting internship, student exchange, field visit opportunities for students	It was reported that due to Lock down off-line grooming sessions would not be organised but online career counselling sessions were held on 20-08-2020 and 11-02-2021. It was decided that such online activities will be organised till the lockdown continues.
2	The SSS revealed that more attention should be given in the identification of students' weakness and help them to overcome it.	It was decided that online remedial classes will be taken to address queries and doubts of the students Mentors were requested to keep in touch with their respective mentee groups and do the needful.
3	The SSS analysis revealed that it was necessary to take more efforts to inculcate soft skills, life skills and employability skills	Due to the lock-down, no add on courses would be organised. This would be taken up later after the situation normalises. More online sessions will be organised.
4	Lack of use of ICT by teachers was identified	Teachers were using Google class rooms & G-meet for online classes. LMS was being used. It was decided that after the lockdown the faculty will make full use of the Smart Class Rooms.

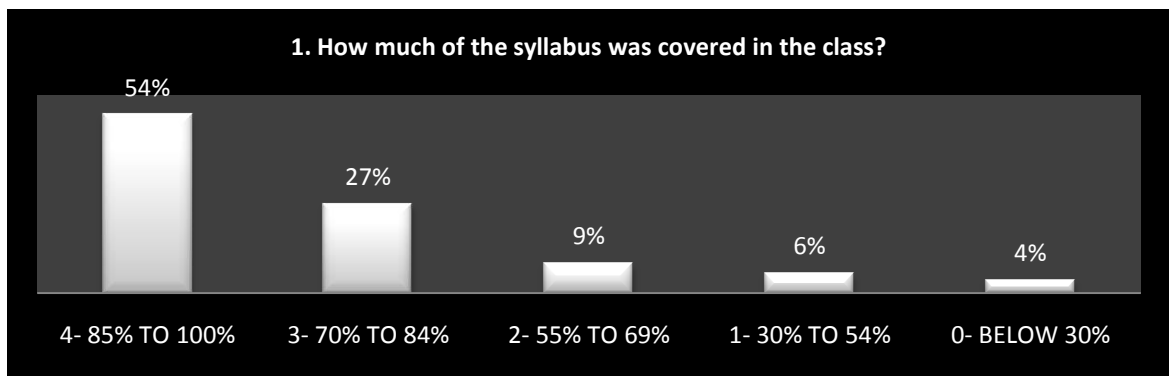



(Dr. Asit Kumar Sarkar)
Principal
AGC Bose College
Kolkata-700 009

ACHARYA GIRISH CHANDRA BOSE COLLEGE
STUDENT SATISFACTORY SURVEY FORM ANALYSIS 2020-21

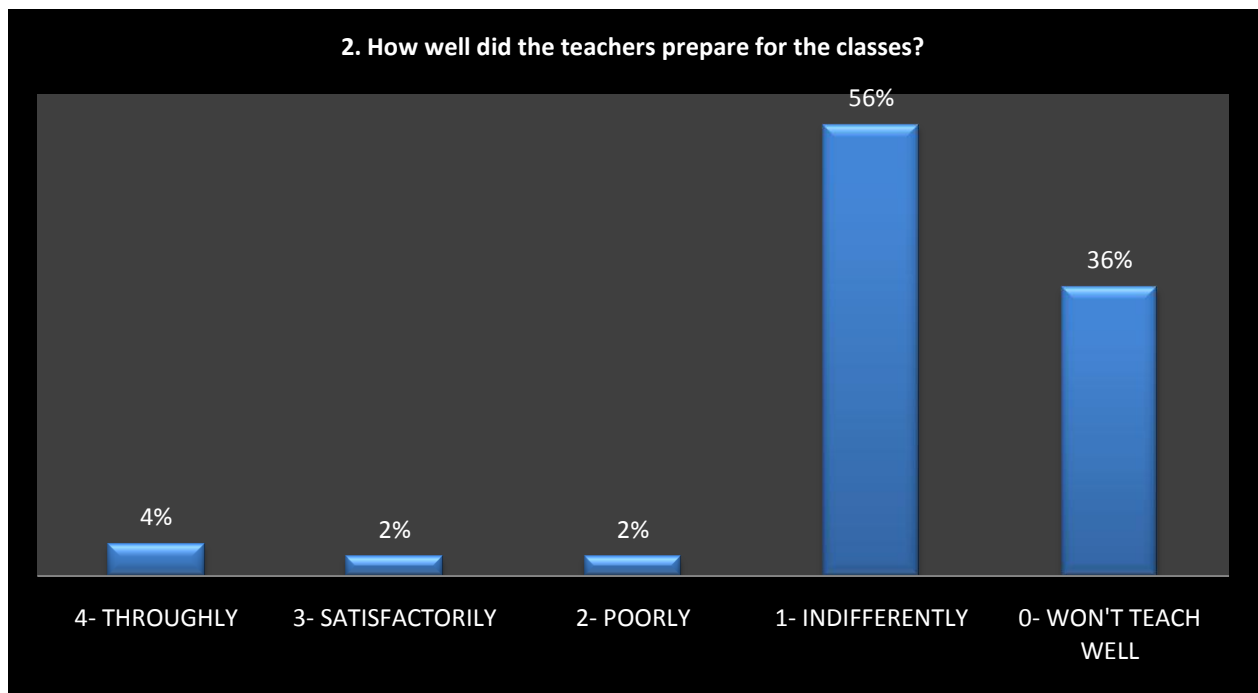
1. How much of the syllabus was covered in the class?

4- 85% TO 100%	3- 70% TO 84%	2- 55% TO 69%	1- 30% TO 54%	0- BELOW 30%
54%	27%	9%	6%	4%



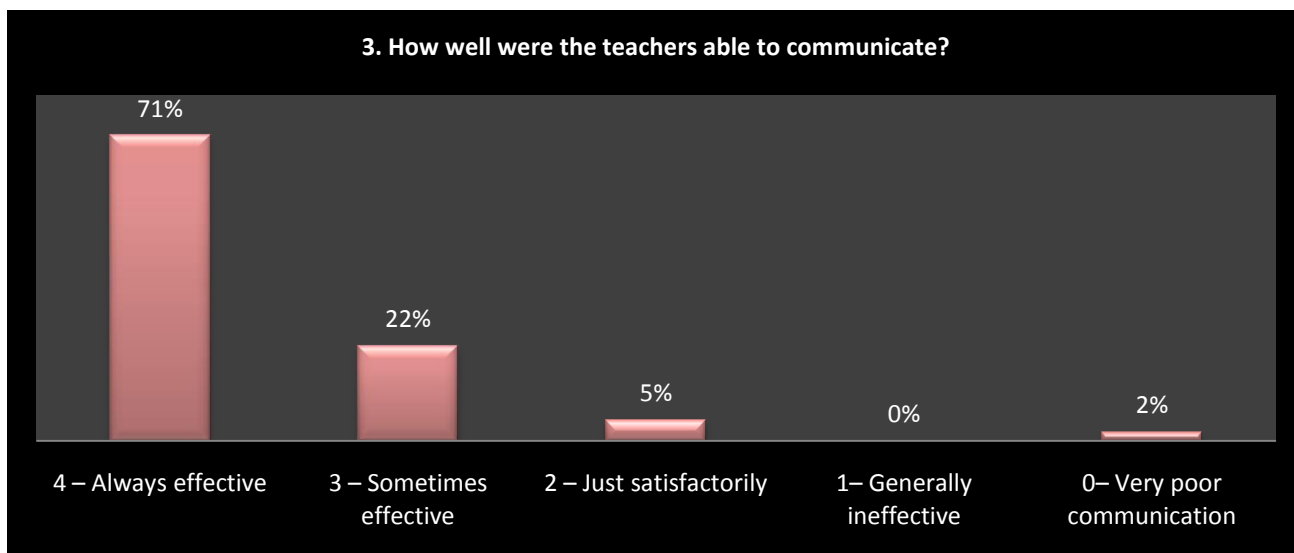
2. How well did the teachers prepare for the classes?

4- THOROUGHLY	3- SATISFACTORILY	2- POORLY	1- INDIFFERENTLY	0- WON'T TEACH WELL
4%	2%	2%	56%	36%



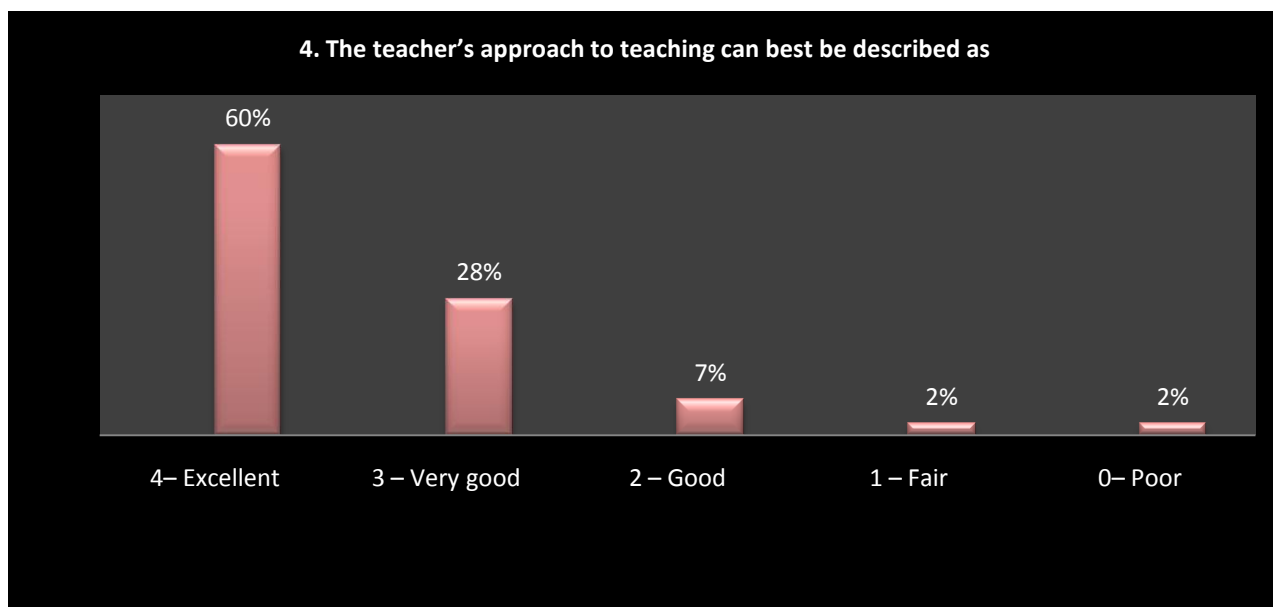
3. How well were the teachers able to communicate?

4 – Always effective	3 – Sometimes effective	2 – Just satisfactorily	1 – Generally ineffective	0 – Very poor communication
71%	22%	5%	0%	2%



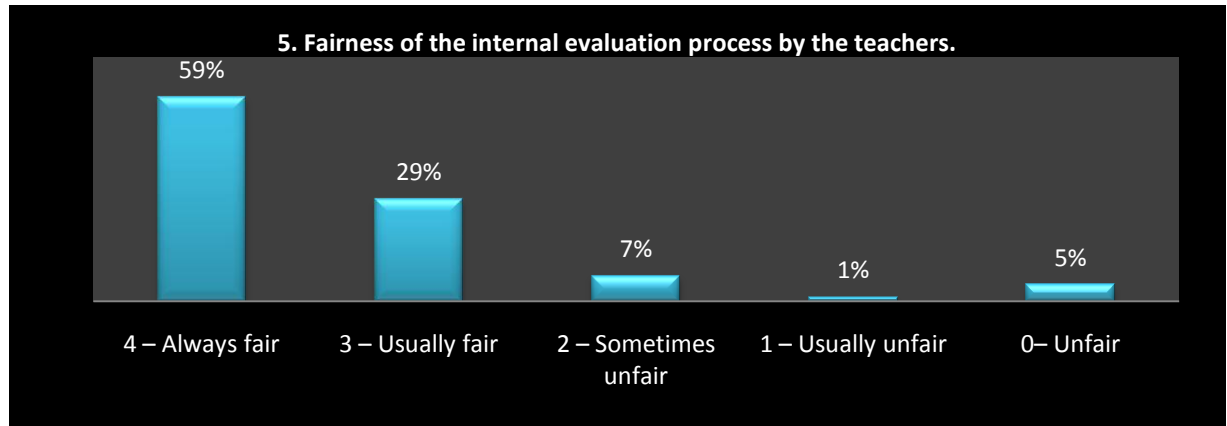
4. The teacher's approach to teaching can best be described as

4 – Excellent	3 – Very good	2 – Good	1 – Fair	0 – Poor
60%	28%	7%	2%	2%



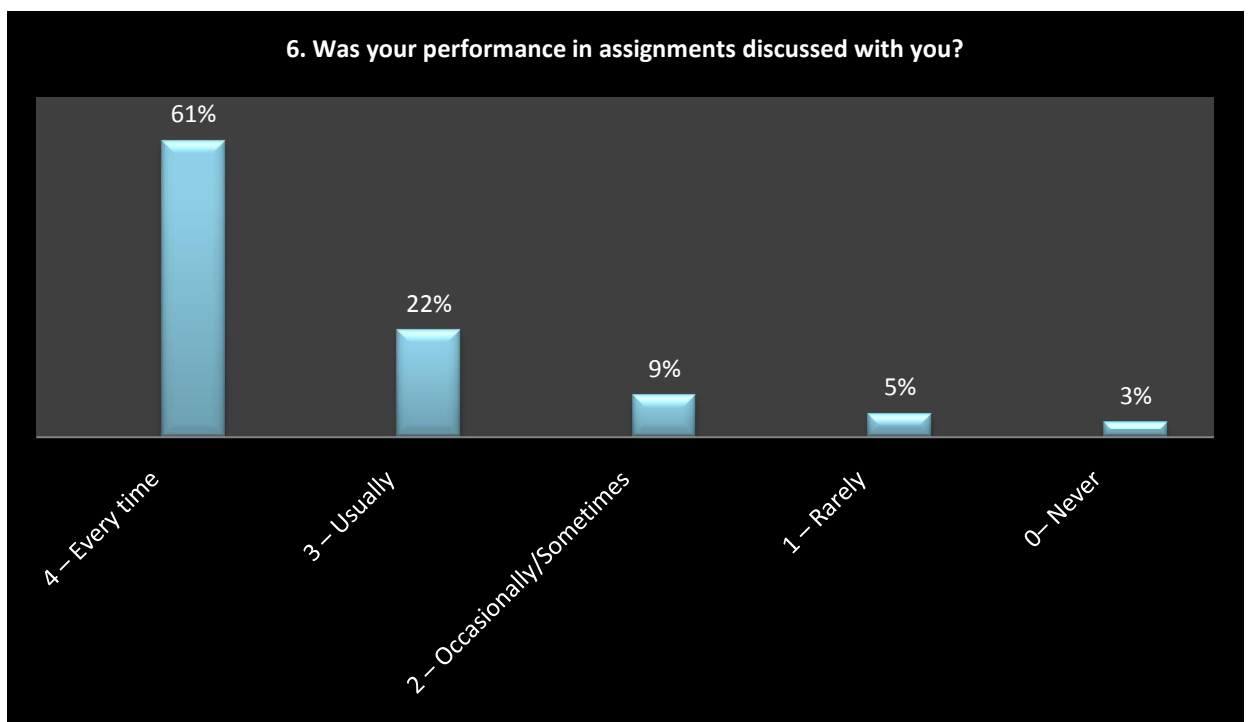
5. Fairness of the internal evaluation process by the teachers.

4 – Always fair	3 – Usually fair	2 – Sometimes unfair	1 – Usually unfair	0– Unfair
59%	29%	7%	1%	5%



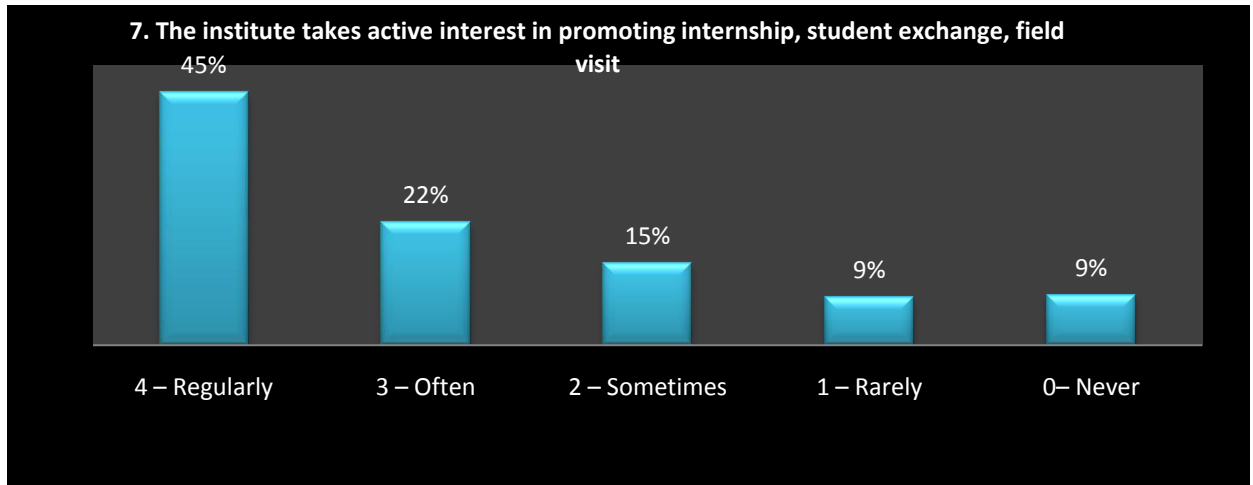
6. Was your performance in assignments discussed with you?

4 – Every time	3 – Usually	2 – Occasionally/Sometimes	1 – Rarely	0– Never
61%	22%	9%	5%	3%



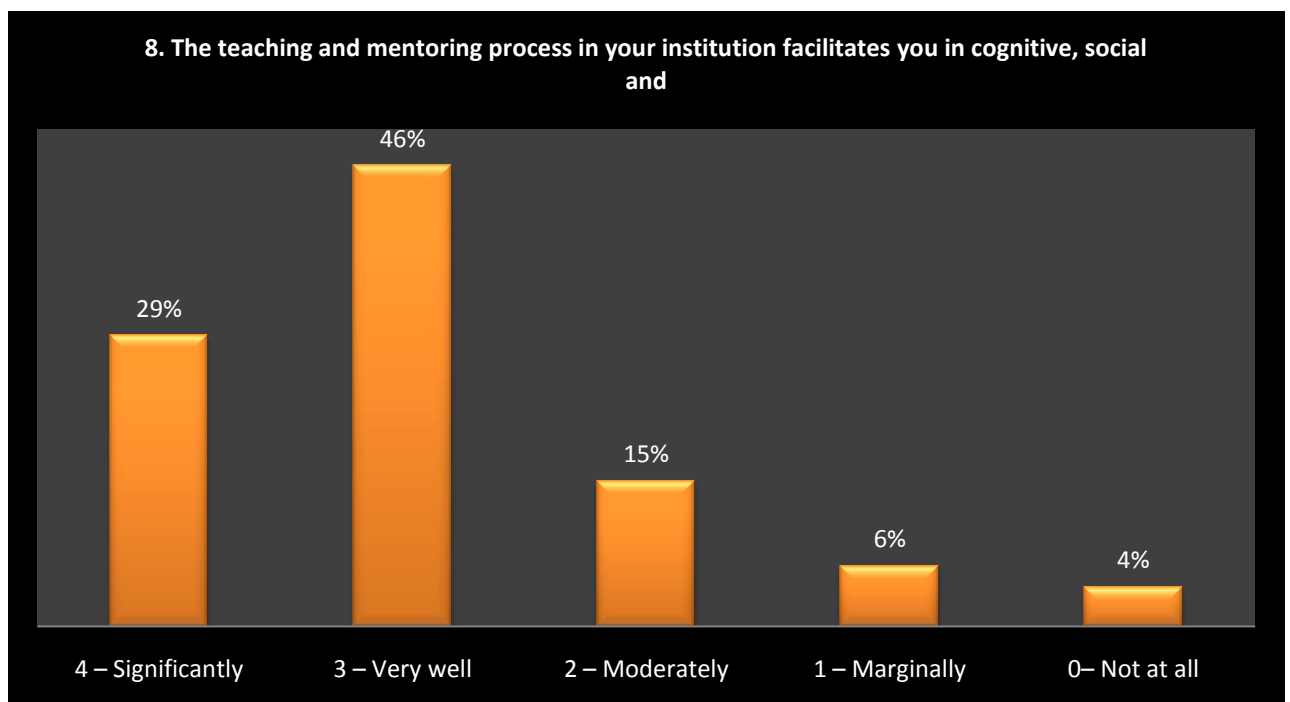
7. The institute takes active interest in promoting internship, student exchange, field visit opportunities for students.

4 – Regularly	3 – Often	2 – Sometimes	1 – Rarely	0– Never
45%	22%	15%	9%	9%



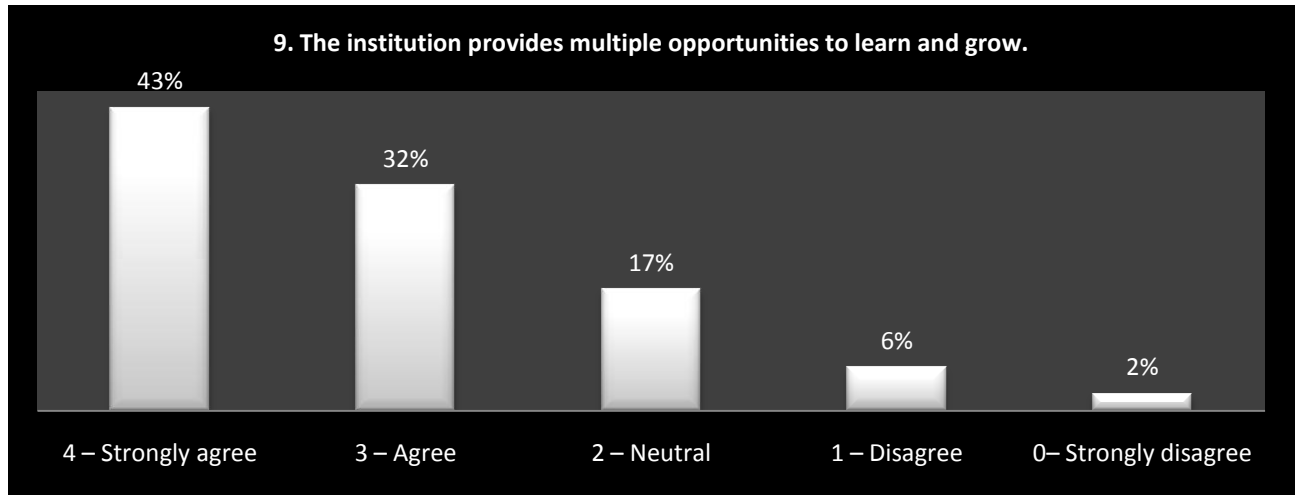
8. The teaching and mentoring process in your institution facilitates you in cognitive, social and emotional growth.

4 – Significantly	3 – Very well	2 – Moderately	1 – Marginally	0– Not at all
29%	46%	15%	6%	4%



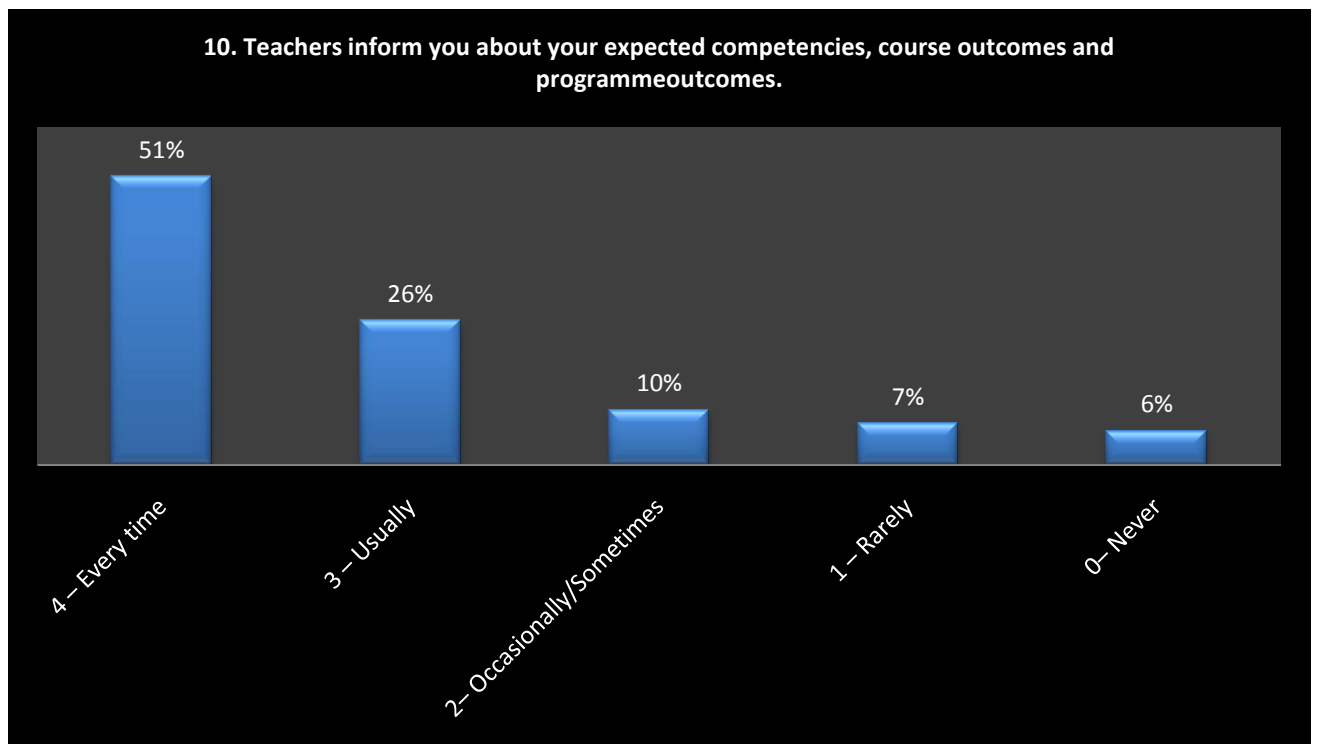
9. The institution provides multiple opportunities to learn and grow.

4 – Strongly agree	3 – Agree	2 – Neutral	1 – Disagree	0– Strongly disagree
43%	32%	17%	6%	2%



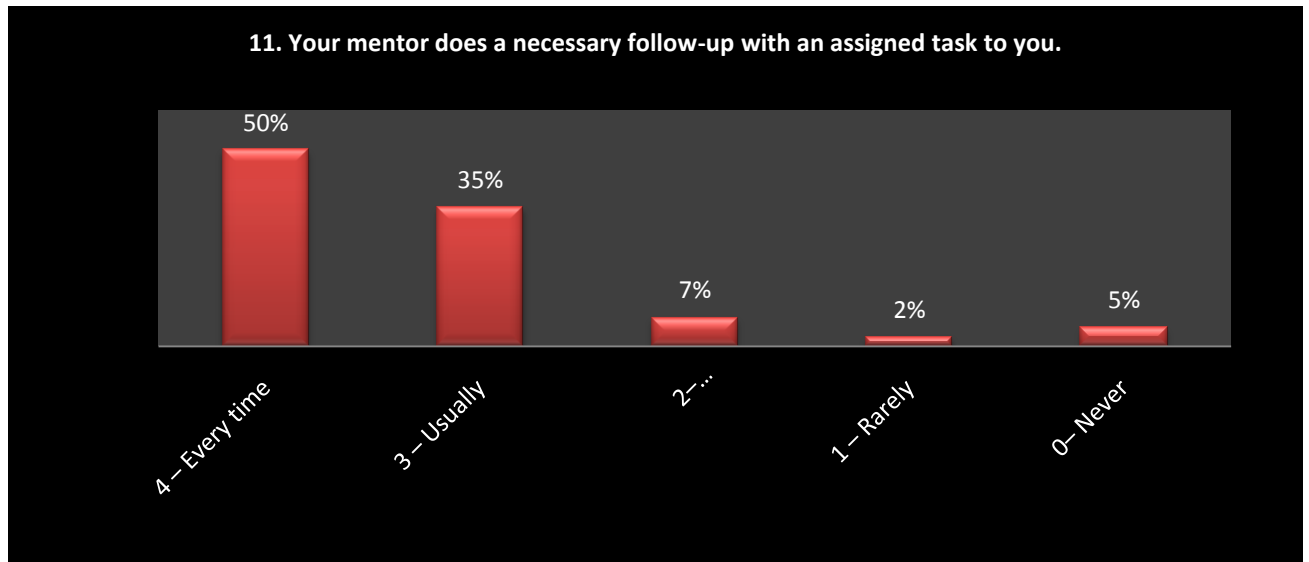
10. Teachers inform you about your expected competencies, course outcomes and programme outcomes.

4 – Every time	3 – Usually	2– Occasionally/Sometimes	1 – Rarely	0– Never
51%	26%	10%	7%	6%



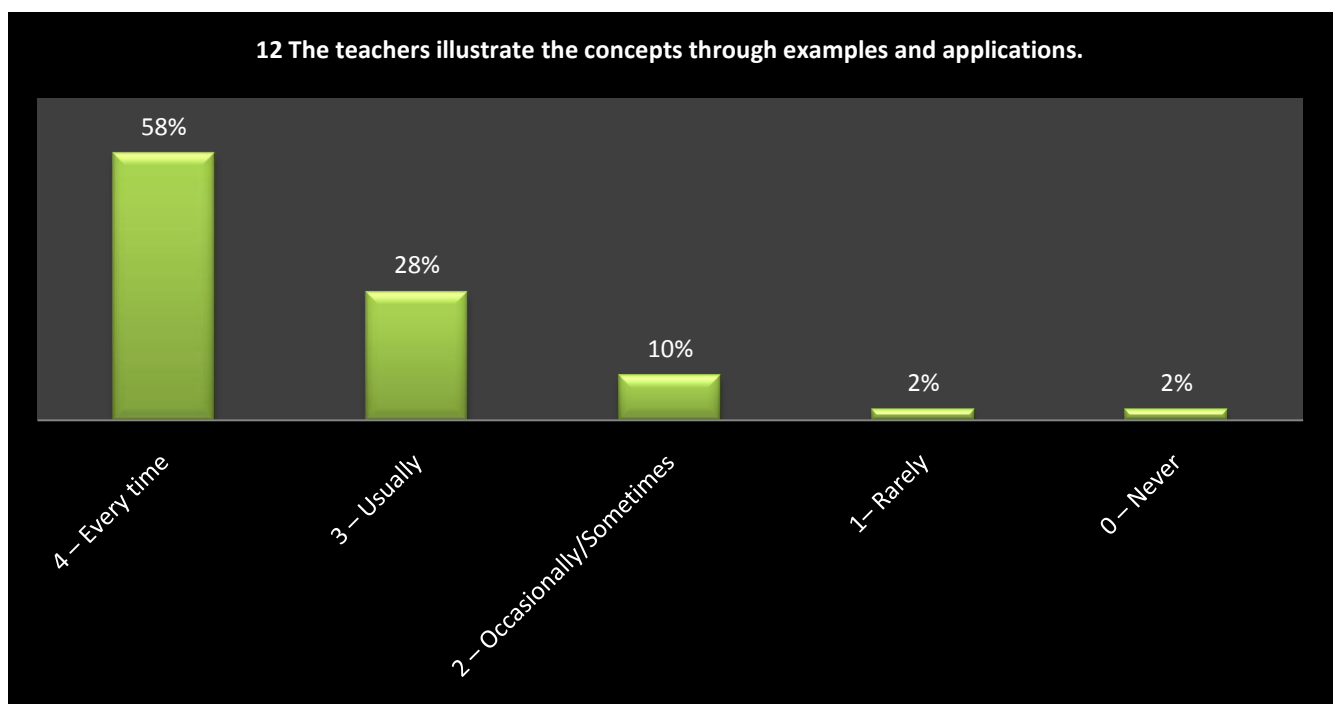
11. Your mentor does a necessary follow-up with an assigned task to you.

4 – Every time	3 – Usually	2 – Occasionally/Sometimes	1 – Rarely	0 – I don't have a mentor
50%	35%	7%	2%	5%



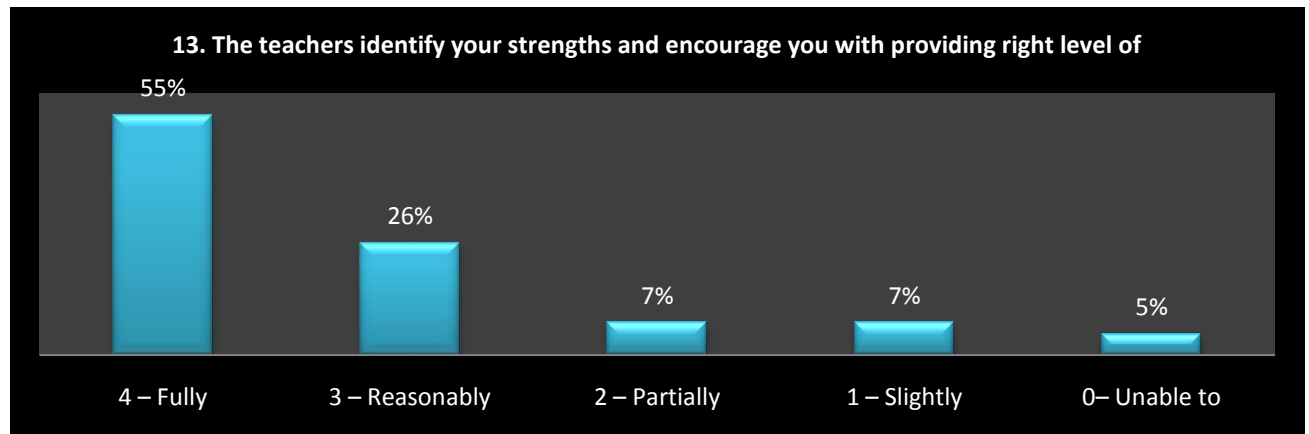
12 The teachers illustrate the concepts through examples and applications.

4 – Every time	3 – Usually	2 – Occasionally/Sometimes	1 – Rarely	0 – Never
58%	28%	10%	2%	2%



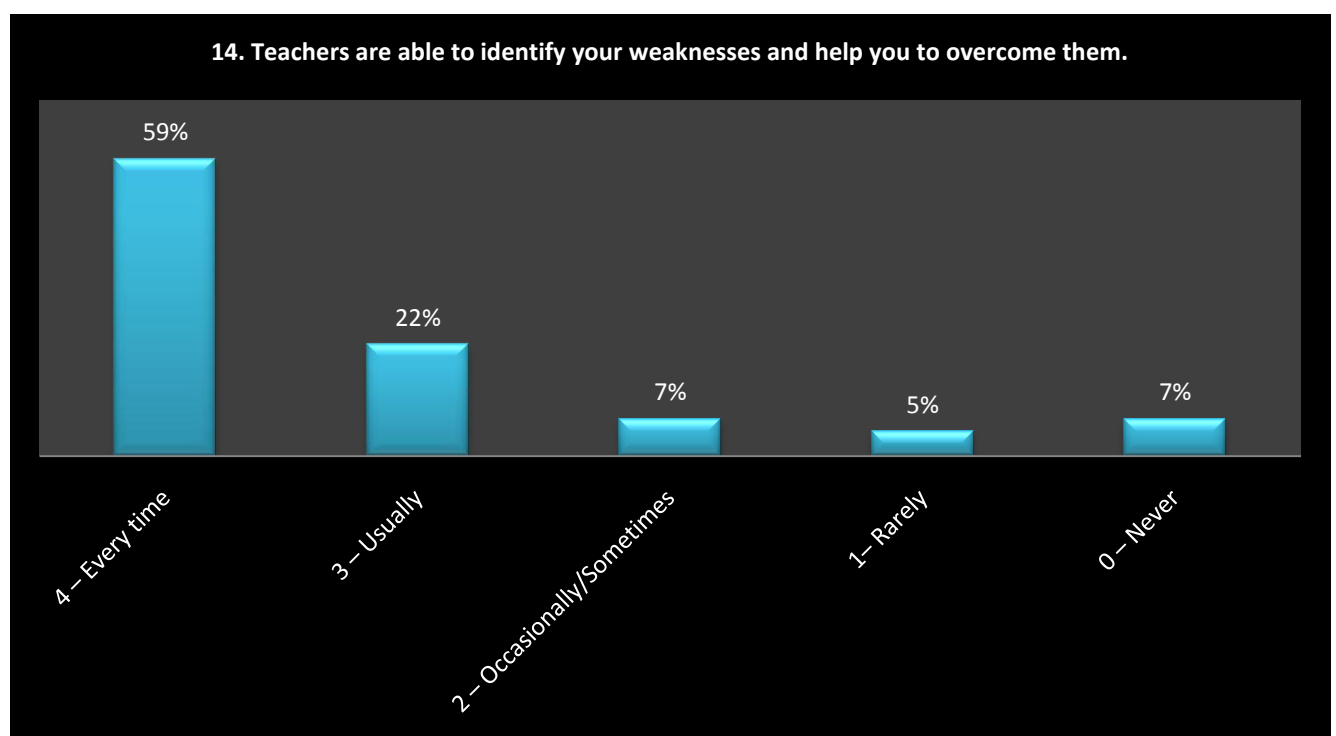
13. The teachers identify your strengths and encourage you with providing right level of challenges.

4 – Fully	3 – Reasonably	2 – Partially	1 – Slightly	0– Unable to
55%	26%	7%	7%	5%



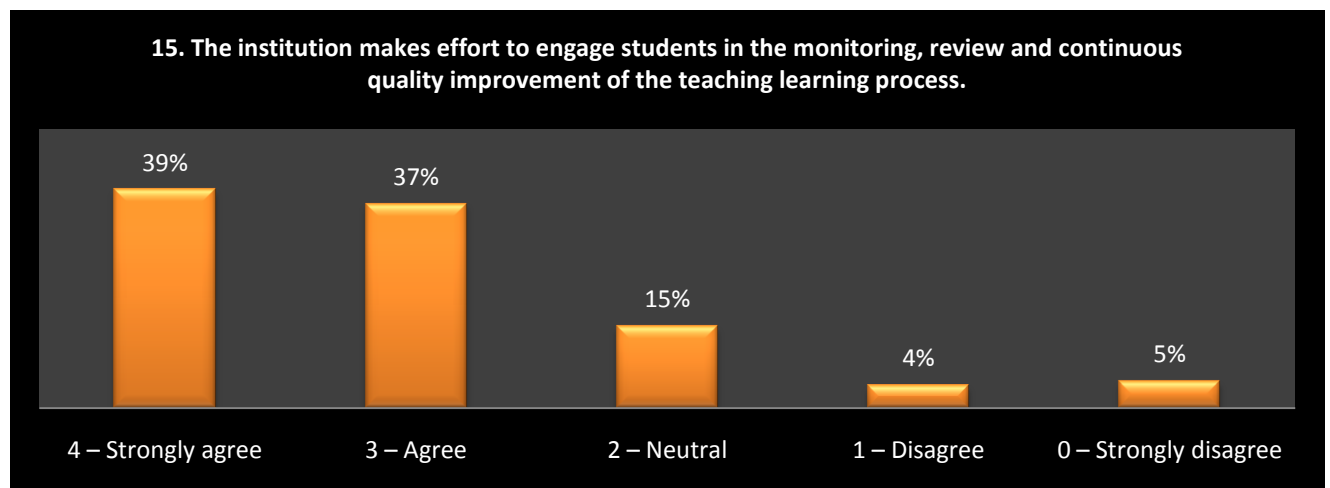
14. Teachers are able to identify your weaknesses and help you to overcome them.

4 – Every time	3 – Usually	2 – Occasionally/Sometimes	1 – Rarely	0 – Never
59%	22%	7%	5%	7%



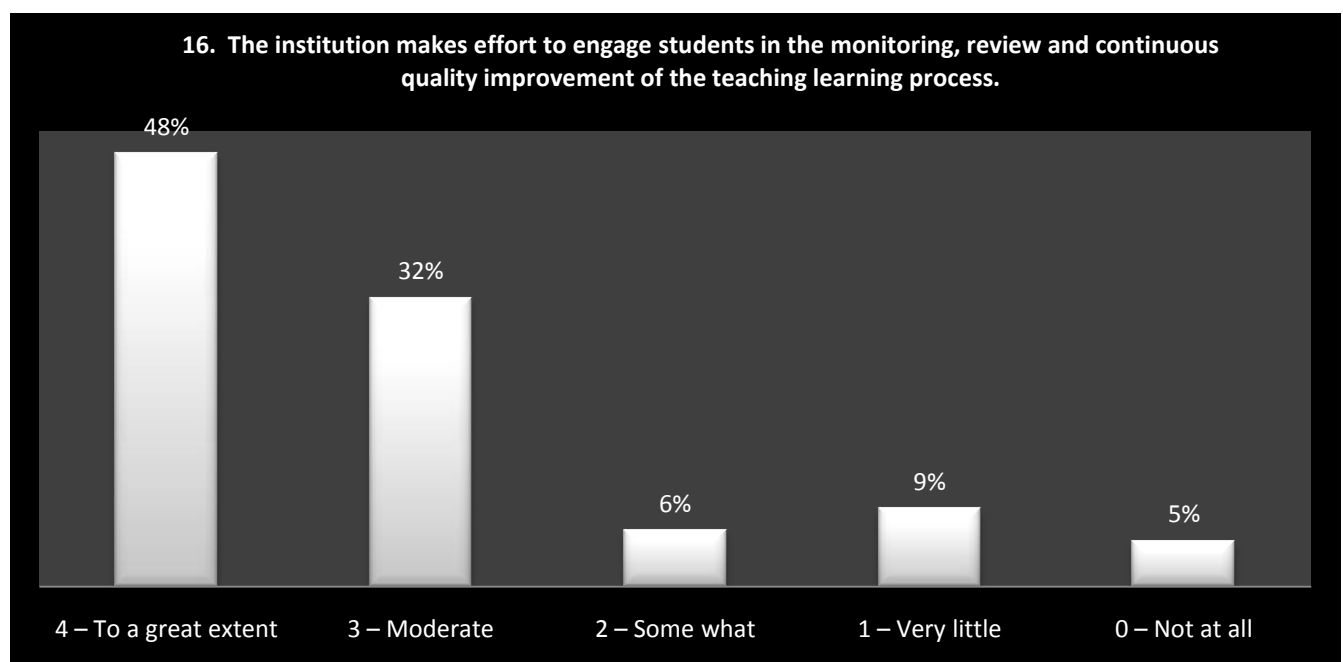
15. The institution makes effort to engage students in the monitoring, review and continuous quality improvement of the teaching learning process.

4 – Strongly agree	3 – Agree	2 – Neutral	1 – Disagree	0 – Strongly disagree
39%	37%	15%	4%	5%



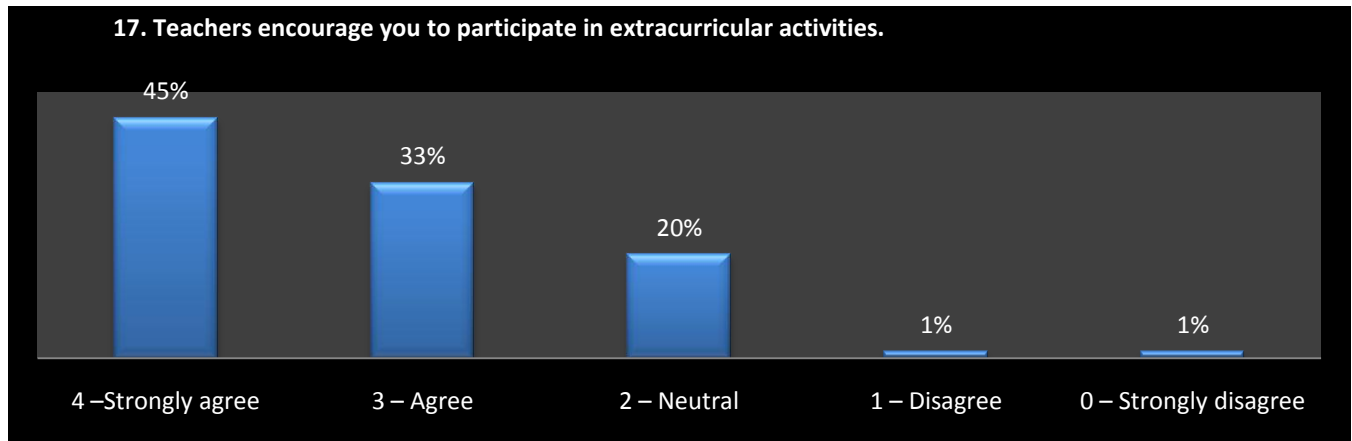
16. The institute/ teachers use student centric methods, such as experiential learning, participative learning and problem solving methodologies for enhancing learning experiences.

4 – To a great extent	3 – Moderate	2 – Some what	1 – Very little	0 – Not at all
48%	32%	6%	9%	5%



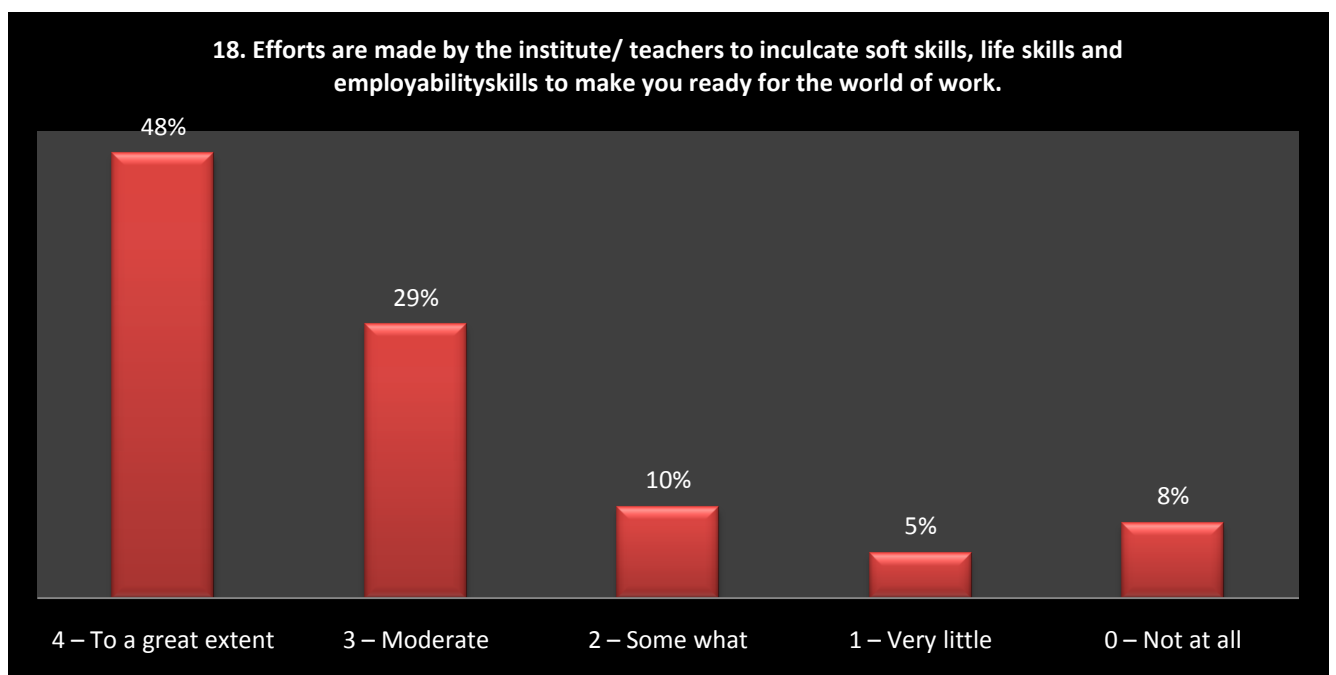
17. Teachers encourage you to participate in extracurricular activities.

4 –Strongly agree	3 – Agree	2 – Neutral	1 – Disagree	0 – Strongly disagree
45%	33%	20%	1%	1%



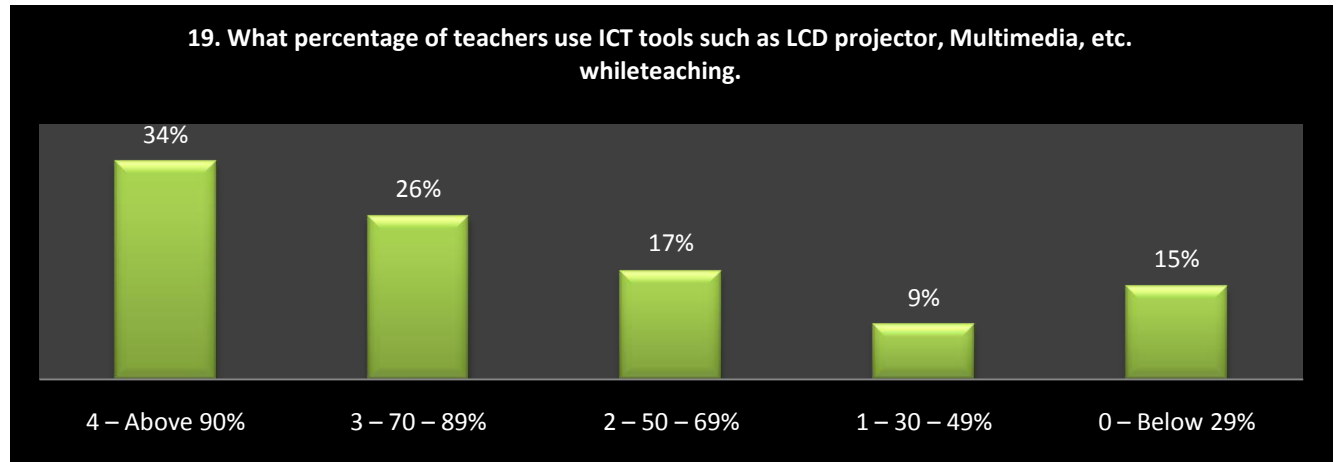
18. Efforts are made by the institute/ teachers to inculcate soft skills, life skills and employability skills to make you ready for the world of work.

4 – To a great extent	3 – Moderate	2 – Some what	1 – Very little	0 – Not at all
48%	29%	10%	5%	8%



19. What percentage of teachers use ICT tools such as LCD projector, Multimedia, etc. while teaching.

4 – Above 90%	3 – 70 – 89%	2 – 50 – 69%	1 – 30 – 49%	0 – Below 29%
34%	26%	17%	9%	15%



20. The overall quality of teaching-learning process in your institute is very good.

4 – Strongly agree	3 – Agree	2 – Neutral	1 – Disagree	0 – Strongly disagree
63%	24%	5%	4%	4%

